



Year 1 Phonic Screening Check 2026

Information Meeting for Parents and Carers





- Admissions
- Uniform
- Clubs
- Attendance & Absence
- Parent Voice
- PTA
- Parent Workshops
- Term Dates
- School Lunches
- Wrap Around Care
- The School Day
- Get Involved
- Scopay Parent Payments



All parent workshops can be found on the school website.

HOME > TEACHING & LEARNING > CLASS PAGES > YEAR 1

Year 1

You can also find information on phonics on your child's class page.

Collins ebooks

Useful Information about Year 1

What have we been up to?

What are we learning this term?



What is Phonics?

Children begin to learn phonics (sounds) in EYFS.

Once children begin learning sounds, they use this knowledge to read and spell words. Children can then see the purpose of learning sounds. For this reason, the first initial sounds that are taught are 's', 'a', 't', 'p', 'i', 'n'.

These can immediately be blended for reading to make simple CVC words (consonant, vowel, consonant) e.g. sat, pin. Children then develop segmenting for writing skills; breaking the word into sounds to spell it out.



What is the Phonics Screening Check?

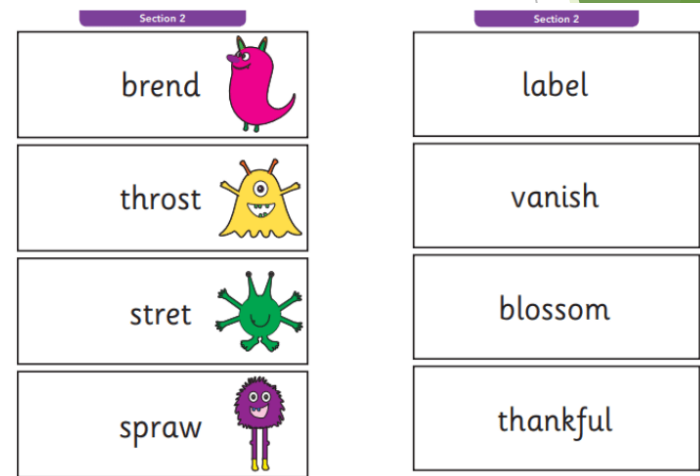
- Children in Year 1 throughout the country will all be taking part in a phonics screening check during the same week in June.
- The purpose of the phonic screening check will be to confirm that all children have learned phonic decoding to an age-appropriate standard (end of phase 5).

Testing will take place nationally 8th – 12th June 2026.



How do we Assess the Screening Check?

- The Check is completed on a 1:1 basis with a familiar adult.
- The test takes around 10 minutes to complete per child.
- The test contains 40 words, 20 are real words and 20 are pseudo words. The pseudo words are represented with an alien.
- The Check is designed to assess whether children know their phonics and can decode words.



Sample materials available for you to have a look at.
All downloadable from:

<https://www.gov.uk/government/publications/phonics-screening-check-sample-materials-and-training-video>

<https://www.gov.uk/government/collections/national-curriculum-assessments-practice-materials>



What will it check?

It will check that your child can:

- Sound out and blend to read simple words.
- Read decodable one-syllable and two-syllable words, e.g. cat, sand, windmill.
- Read a selection of nonsense words which are referred to as pseudo words.

at

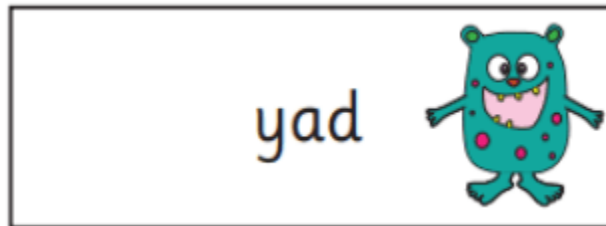
vap






What are pseudo or alien words and why are they included?

- These are words that are phonically decodable but are not actual words with an associated meaning e.g. brip, snorb.
- Pseudo words are included in the check specifically to assess whether your child can decode a word using phonics skills and not their memory.





Reporting to Parents

By the end of the summer term all schools must report each child's results to their parents. They will also confirm if the child has met the standard threshold. Children who do not achieve the expected level will retake the test when they are in Year 2.

The pass mark has been 32 since 2012.





How can you help?

- ▶ We want all children to be the best readers they can be and have the strongest chance of passing the screening, so we need to ensure that the learning is fun and enjoyable.
- ▶ We have tried to put together some fun ways of practising. We have included a few of the activities in this presentation.



Reading at home

Language Development – Expands vocabulary and improves communication skills.

Early Literacy Skills – Helps them recognise letters, sounds and words.

Cognitive Growth – Enhances memory, focus and problem solving.

Imagination and Creativity – Sparks curiosity and encourages creative thinking.

Listening and Attention – Improves concentration and listening skills.

Love of Reading – Installs a lifelong enjoyment of books and learning.





Games to play at home...

- ▶ You could invest in some blank dice
- ▶ Use the range of sounds and create some dice to build read and 'alien' words





Games to play at home...

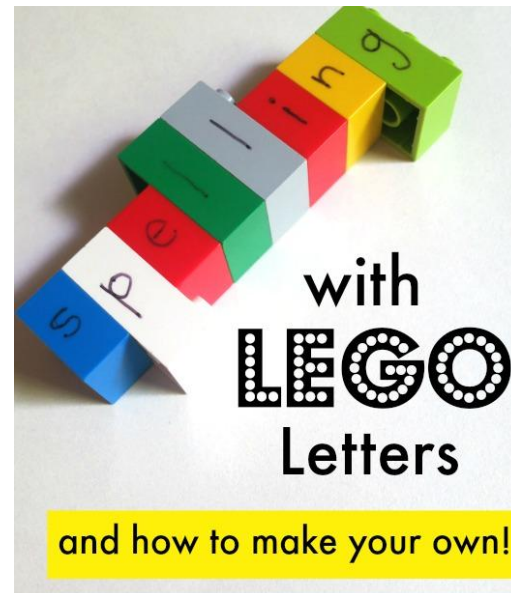
- ▶ Magnetic letters.
- ▶ Arrange them on the fridge or metal cooking tray to spell out a mixture of real and 'alien' words





Games to play at home...

- ▶ If you have Lego or Duplo at home, you can make some phonics cubes by adding sticky labels.





Games to play at home...

- ▶ Play Phase 5 games 'Picnic on Pluto', 'Dragons Den' or 'Buried Treasure' on www.phonicsplay.co.uk






Teach Your Monster to Read

- ▶ Teach Your Monster to Read is a great website for learning phonics and early reading skills. Children learn in a fun way by playing games.



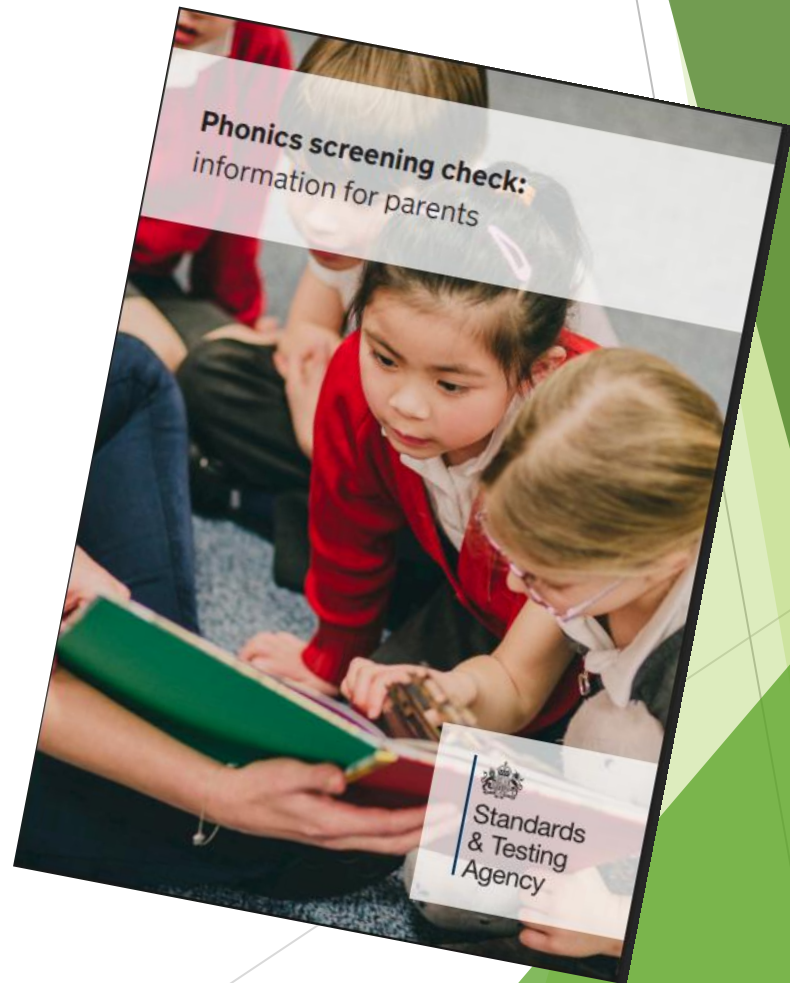
- ▶ www.teachyourmonster.org





Parent Information

- ▶ The Department for Education parent information leaflet will be sent to you in the coming days.





When is the Phonics Screening Test?

Monday 8th – Friday 12th June 2026

